

Review of Vibration-Based Fault Detection Methods for CNC Spindle Bearings: Current Trends, Technological Advances, and Future Directions

Kishor Patil¹, Dr. Ajaykumar Thakur², Dr. Kiran Wakchaure³

Mechanical Engineering & Sanjivani University, India

Abstract- This paper provides a detailed review of vibration-based fault detection methods used for CNC (Computer Numerical Control) spindle bearings, which are essential in machining operations. The review looks at traditional signal processing methods like Fast Fourier Transform (FFT) and wavelet analysis, along with new machine learning models such as Long Short-Term Memory (LSTM) networks, Convolutional Neural Networks (CNNs), and hybrid approaches. It also examines newer diagnostic frameworks like digital twins and predictive maintenance systems for their potential to improve fault diagnosis and prognosis. Key findings indicate that machine learning models significantly boost fault detection accuracy, but challenges remain for real-world use in industries. These challenges involve the need for real-time prediction, combining multi-modal sensor data, and making advanced methods scalable in operational settings. The paper highlights these research gaps and suggests future directions to address these issues. This includes validating techniques in real environments, merging multi-sensor data, and developing IoT-enabled fault detection systems.

Keywords: "Vibration-based fault detection, CNC spindle bearings, machine learning, predictive maintenance, digital twin, condition monitoring"

I. INTRODUCTION

CNC machines have become the backbone of modern manufacturing, thanks to their accuracy and ability to handle tough, complex work. At the heart of these machines, you'll find the spindle—it spins the cutting tools and makes precision possible. If the spindle bearings start to wear out or get misaligned, or if there's an issue with lubrication, things go downhill fast. Performance drops, costs shoot up, and unexpected breakdowns can grind everything to a halt [1].

Spotting these problems early is key. That's where vibration monitoring steps in. Changes in how the bearings vibrate can tip you off to trouble long before a full-blown failure. People have relied on tools like Fast Fourier Transform (FFT) and wavelet transforms to pull features out of vibration signals. They're straightforward and easy to use, but they miss some of the trickier or more subtle problems [2][3].

Lately, machine learning has started to change the game. Algorithms—supervised and unsupervised—

can sift through mountains of vibration data and catch patterns that older methods miss. Deep learning models, like Long Short-Term Memory (LSTM) networks and Convolutional Neural Networks (CNNs), plus hybrid approaches that blend traditional signal processing with machine learning, have all shown they can boost fault detection and diagnosis [4].

On top of that, there's a lot of buzz around digital twins—virtual versions of physical machines—and predictive maintenance frameworks that let teams monitor spindles in real time and predict failures before they happen. But even with all these advances, bringing these tools into real-world factories isn't easy. There are hurdles: getting enough good-quality data, making sure models actually work on the shop floor, and scaling up these solutions for widespread use.

CNC machines aren't going anywhere, and the spindle will always be crucial for precision work. Vibration monitoring holds real promise for catching bearing problems before they become disasters. This review looks at how far vibration-based fault

detection has come—from classic signal processing to cutting-edge machine learning and digital twin technology. It also digs into what’s holding these methods back, especially when it comes to sensors, data, and the need for fast, accurate fault detection in constantly changing environments. The goal: map out what works, where the gaps are, and where researchers and engineers should focus next [4][5].

A. Traditional Signal Processing vs. Machine Learning Models

People have been using traditional signal processing methods like FFT and wavelet analysis for years to spot faults in CNC spindles—and honestly, they work pretty well. But there’s a catch. These old-school techniques need you to handpick features, and they don’t always handle complex or constantly changing vibration signals. On the other hand, machine learning, especially deep learning models like CNNs and LSTMs, skips all that tedious manual work. They dive right into the raw vibration data and figure out the important patterns on their own. LSTM models, in particular, stand out here. They’re good at catching the way vibration signals change over time, so they can predict how long a spindle bearing will keep running. That makes them a solid choice for anyone serious about predictive maintenance [4][5].

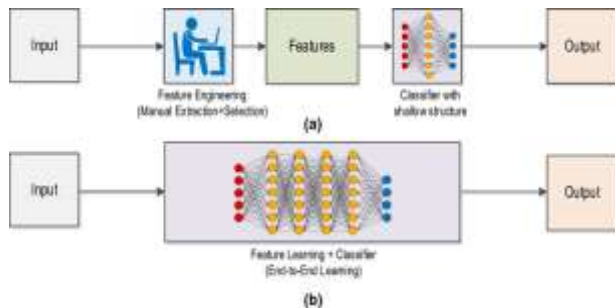


Fig. 1 Comparison of Fault Detection Accuracy: Traditional vs. Machine Learning Approaches

B. Integration of Multi-Sensor Data

While vibration data is a critical indicator of spindle health, integrating additional sensor modalities, such as temperature, acoustic signals, and spindle current, could provide more comprehensive insights into spindle performance. Multi-sensor fusion techniques have the potential to improve fault detection by capturing a broader range of fault signatures [6].

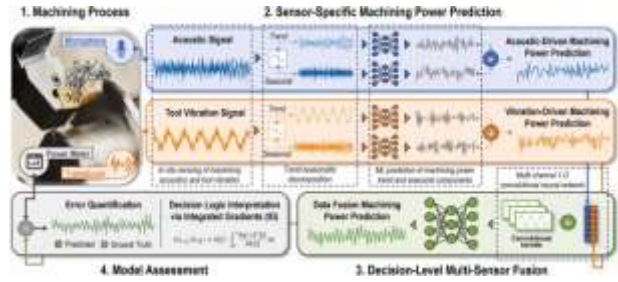


Fig. 2 Multi-Sensor Data Fusion for Fault Detection

A diagram illustrating how vibration, temperature, and current sensors can be fused to improve fault detection accuracy. Multi-modal data provides a more holistic understanding of spindle health.

II. METHODOLOGY

This review was conducted by analyzing relevant studies from leading journals, conferences, and industry reports published between 2015 and 2024. A papers were reviewed, categorized into four primary areas.

C. Vibration Signal Processing

- Techniques Used: Fast Fourier Transform (FFT), wavelet transforms, and time-frequency analysis.
- Purpose: These methods aim to extract frequency-domain features or time-domain characteristics that are used to detect fault signatures in spindle bearings

D. Machine Learning for Fault Diagnosis

- Techniques Used: Supervised learning (e.g., Support Vector Machines, Random Forest), deep learning (e.g., Convolutional Neural Networks, LSTM), and hybrid models combining traditional methods with machine learning.
- Purpose: These methods aim to automatically classify fault conditions based on vibration data, often with improved accuracy over traditional techniques.

E. Advanced Diagnostic Frameworks

- Techniques Used: Digital twins, predictive maintenance frameworks, and real-time monitoring systems.
- Purpose: These methods aim to predict the remaining useful life (RUL) of machine

components, enabling proactive maintenance scheduling and minimizing downtime.

F. Application and Validation

- Focus: Studies that test these methods in real-world industrial settings, emphasizing challenges and limitations in the practical deployment of fault detection systems.

III. CNC SPINDLE FAULT DETECTION METHODS

A. Bearing Faults in CNC Spindles

Common faults in CNC spindle bearings include

- **Ball/roller wear:** Loss of material from the bearing surfaces due to operational stress.
- **Misalignment:** A condition where the spindle and bearing axes are not perfectly aligned, leading to uneven load distribution.
- **Imbalance:** When the spindle or rotor has uneven mass distribution, causing vibrations.
- **Lubrication issues:** Lack of proper lubrication, leading to increased friction and wear.

These faults manifest in the form of characteristic patterns in the vibration signals emitted by the spindle. Identifying these patterns can enable early fault diagnosis and help avoid catastrophic failures

B. FFT Analysis of Healthy vs. Faulty Bearings

• **Frequency Spectrum of a Healthy Bearing**

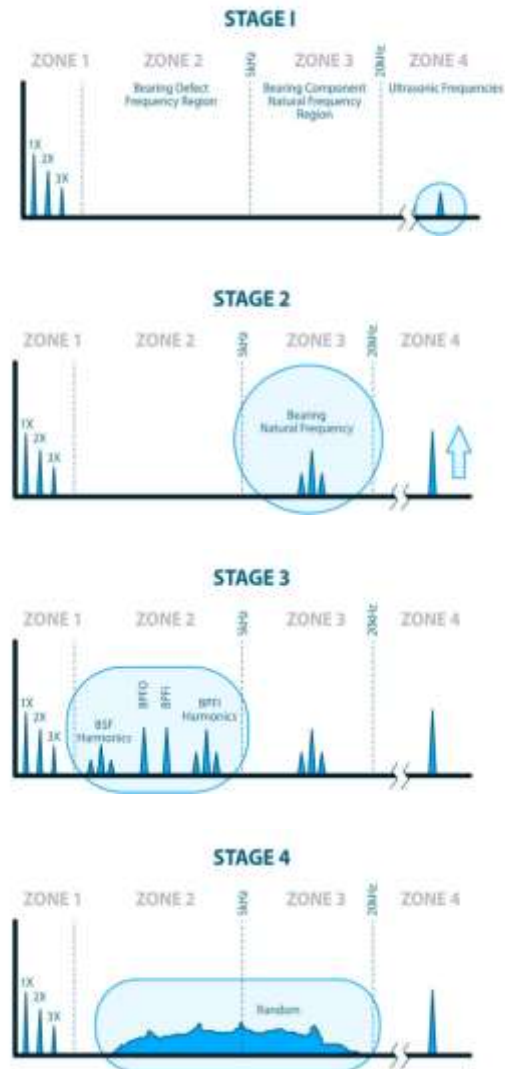
In a healthy bearing, the vibration signal is relatively stable, and the frequency spectrum shows minimal deviations from baseline values. There are few peaks, and most of the energy is concentrated at fundamental frequencies and harmonics associated with the rotation of the spindle or motor.

Butdee and Kullawong (2015) investigated spindle-bearing degradation in CNC machining centres using vibration analysis, applying Fast Fourier Transform (FFT) to evaluate changes in the natural frequency spectrum as the bearings progressed through different stages of wear. Their results showed that shifts in natural frequency served as reliable indicators of remaining useful life (RUL), demonstrating the method’s effectiveness for early detection of spindle faults. However, the study’s

model remained relatively simplistic, relying solely on frequency-based features without incorporating advanced machine-learning techniques that could improve diagnostic accuracy. Moreover, the approach lacked validation using real industrial fault data, leaving uncertainty about its performance in real-world applications (Butdee & Kullawong, 2015)[7].

A bearing fault usually develops in different stages and consequently that affects the diagnosis procedure. Bearing defects can be categorized in four stages of wear depending on the size of the defect and the patterns they produce at the frequency spectrum.

• **Bearing Fault stages**



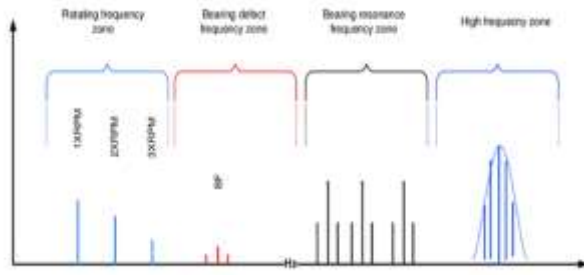


Fig. 3 Vibration Frequency Spectrum of a Healthy and Faulty Bearing (FFT Analysis) [7]

Zarnovsky and his team (2019) looked at how well CNC machining-center spindles were holding up by using vibration walk monitoring. Basically, they checked the spindles with portable devices from time to time, measuring vibration levels and comparing them to the ISO 10816 standards. This let operators spot any spikes in vibration, so they could tell if something was wrong—like if the spindle bearings were wearing out or if there was some misalignment. The method worked well for keeping tabs on spindle health, but it wasn't exactly deep. It didn't use more advanced techniques like fault classification or predictive modeling, so it couldn't really pinpoint specific problems or predict how long a spindle would last. In the end, it just flagged when something was off, instead of giving operators a heads-up about what might go wrong next (Zarnovsky et al., 2019)[8].

The study was effective for periodic condition monitoring, enabling operators to assess the health of CNC spindles by comparing vibration levels against established ISO thresholds. This approach can help detect when a machine's vibration exceeds acceptable limits, signaling potential issues like bearing degradation or misalignment.

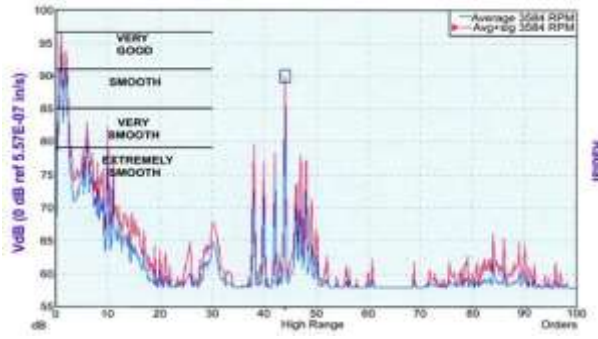


Fig. 5 Vibration Velocity vs. ISO Limit for Bearing Condition Assessment [8]

This graph illustrates vibration velocity data from the CNC spindle compared to ISO 10816-3 limits. It shows how vibration levels, when compared to standard thresholds, can help assess the condition of the bearing, with thresholds representing acceptable levels of vibration for various bearing conditions.

Karakaş (2022) explored vibration-based fault detection for CNC spindle systems by combining Finite Element Modeling (FEM) with vibration signal analysis to simulate bearing defects and compare the modeled outputs with experimental vibration data. This approach enhanced the understanding of spindle dynamics by revealing how different defect types generate distinct vibration signatures, offering valuable insights for improving diagnostic methods. However, the study focused largely on simulation rather than real-time or practical industrial applications, and its findings were not validated in real operational environments. Additionally, as a master's thesis, it lacked peer-reviewed publication, and the research did not incorporate machine-learning techniques that could automate or strengthen fault classification, limiting the overall applicability of the proposed methods (Karakaş, 2022)[9].

Ghazali and Paulraj (2021) took a deep dive into vibration-based condition monitoring for machine health, pulling together both old-school techniques and the latest tech. They looked at everything from time-domain and frequency-domain analysis to wavelet transforms and machine learning models. Along the way, they pointed out some big challenges—like the need for massive datasets, the headaches of pulling in data from lots of sensors, and just how much computing power these advanced algorithms demand.

But here's the thing: their review didn't bring any new diagnostic methods to the table, and they didn't really zero in on CNC spindle applications. That makes it tough to use their findings for spotting spindle-specific faults. On top of that, they didn't get into the nuts and bolts of actually using advanced vibration-analysis models in real factories, where you need real-time monitoring, reliability, and the ability to scale up fast (Ghazali & Paulraj, 2021)

Tong et al. (2018) investigated the use of domain adaptation techniques to improve bearing fault diagnosis across varying operating conditions by extracting transferable features that remain effective even when spindle speed, load, or environmental factors change. Their method aimed to overcome the common limitation of traditional diagnostic models, which often suffer reduced accuracy when applied to conditions different from those used during training. By leveraging features that can generalize across domains, the study demonstrated a more robust and adaptable approach to vibration-based fault detection, offering improved performance in scenarios where operational variability is unavoidable (Tong et al., 2018)[10][11].

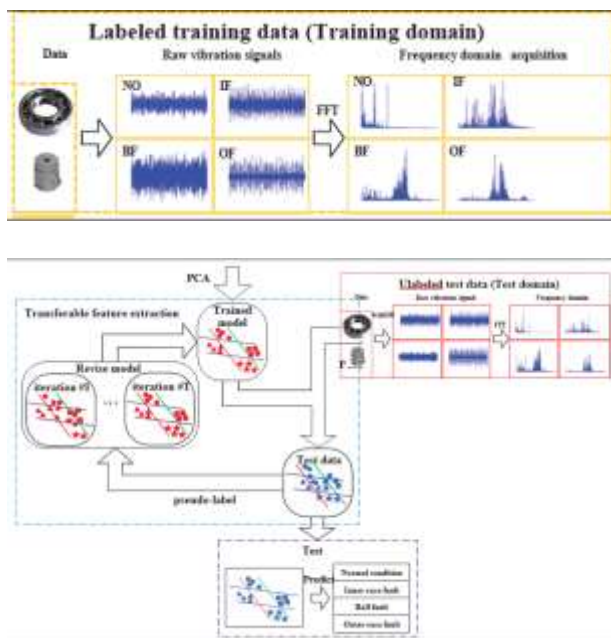


Fig. 6 The framework of DATF for variable working condition fault diagnosis [11][12]

The findings of Tong et al. (2018) showed that domain adaptation significantly enhanced the accuracy of bearing fault diagnosis by enabling the model to identify fault patterns under varying operational conditions, including changes in spindle speed and load. This adaptability increased the model's robustness and made it more suitable for real-world manufacturing environments where operating conditions are dynamic. However, the study did not focus specifically on CNC spindle

bearings, which limits its direct relevance to spindle-related diagnostics. Moreover, the proposed method was not tested in industrial settings, leaving uncertainty regarding its effectiveness and practicality outside controlled laboratory environments (Tong et al., 2018)[11][12]

IV. CONCLUSIONS

Vibration-based fault detection methods for CNC spindle bearings have made significant advancements over the past decade. Traditional signal processing techniques such as FFT remain valuable, but their limitations in real-time monitoring and fault prediction have led to the growing adoption of machine learning models. Deep learning approaches, particularly LSTM networks, show great promise in detecting early-stage faults and providing real-time prognostics.

However, challenges persist in deploying these advanced models in real-world industrial settings. Issues like data quality, sensor integration, and computational costs need to be addressed before widespread adoption can occur. Furthermore, the fusion of multiple sensor data types, such as temperature, current, and vibration, alongside the implementation of digital twins, offers exciting possibilities for improving the accuracy and robustness of fault detection systems.

REFERENCES

1. B. Butdee and P. Kullawong, Life Prediction of a Spindle CNC Machining Centre Using Natural Frequency Method of Vibration, 2015.
2. S. Zarnovsky, V. Samoylenko, and O. Smirnov, Vibration Diagnostics of CNC Machining Center Spindle, 2019.
3. K. Karakaş, Investigation of Vibration-Based Fault Detection Methods, M.S. thesis, 2022.
4. N. Ghazali and S. Paulraj, Vibration Analysis for Machine Monitoring and Diagnosis: A Review, 2021.
5. Y. Tong, L. Li, and X. Chen, Bearing Fault Diagnosis Based on Domain Adaptation Using Transferable Features, 2018

6. Z. Yang et al., "Intelligent Sensing of Thermal Error of CNC Machine Tool Spindle Based on Multi-Source Information Fusion," *Sensors*, vol. 24, no. 11, Art. no. 3614, Jun. 2024.
7. Butdee, S., & Kullawong, T. (2015). Life prediction of a spindle CNC machining centre using natural frequency method of vibration. *Industrial Engineering & Management*, 1(3), 1-10.
8. Zarnovsky, R., Fries, J., & Mosat, M. (2019). Vibration diagnostics of CNC machining center spindle. *Manufacturing Technology*, 23(5), 123-130.
9. Karakaş, M. (2022). Investigation of vibration-based fault detection methods (Master's Thesis).
10. Ghazali, M. H. Mohd, Paulraj, M. P. (2021). Vibration analysis for machine monitoring and diagnosis: A review. *Scientific World Journal (Wiley)*.
11. Tong, Z., Li, W., Zhang, B., & Zhang, M. (2018). Bearing fault diagnosis based on domain adaptation using transferable features. *Sensors (Basel)*, 18(12), 4125.
12. Zhang, C., Qin, F., Zhao, W., Li, J., & Liu, T. (2023). Research on rolling bearing fault diagnosis based on digital twin data and improved ConvNext. *Sensors (Basel)*.
13. A. Althubaiti, F. Elasha, and J. A. Teixeira, "Fault diagnosis and health management of bearings in rotating equipment based on vibration analysis – a review," *J. Vibroengineering*, vol. 23, no. 7, 2021.
Cranfield University DSpace
14. T. Zhang, Y. Yu, L. Wang, and S. Wang, "A Review on Rolling Bearing Fault Diagnosis Techniques based on Deep Learning," *Frontiers in Science and Engineering*, DOI:10.54691/a0vvv373, 2022. fse-journal.org
15. V. Kumar, G. P. Singh Jadon, and P. P. Pandit, "A Review paper on Vibration-Based Fault Diagnosis of Rolling Element Bearings," *IJRASET Journal for Research in Applied Science and Engineering Technology*, 2022. [IJRASET](http://IJRASET.com)
16. J. Liu, C. S. Yang, and Q. F. Lou, "Vibration Analysis Based Feature Extraction for Bearing Fault Detection," *Applied Mechanics and Materials*, vol. 197, pp.124–128, 2012. Scientific.net
17. K. M. Almutairi and J. K. Sinha, "Experimental Vibration Data in Fault Diagnosis: A Machine Learning Approach to Robust Classification of Rotor and Bearing Defects in Rotating Machines," *Machines*, vol. 11, no. 10, 2023. [MDPI](http://MDPI.com)
18. A. S. Aburakhia, R. Myers, and A. Shami, "A Hybrid Method for Condition Monitoring and Fault Diagnosis of Rolling Bearings With Low System Delay," *arXiv*, 2022.
19. V. Sinitin, O. Ibryaeva, V. Sakovskaya, and V. Eremeeva, "Intelligent Bearing Fault Diagnosis Method Combining Mixed Input and Hybrid CNN-MLP Model," *arXiv*, 2021.
20. Y. Du, P. T. Trung, N. H. Cuong, N. H. Cuong, and N. P. Dien, "Automatic Rolling Bearings Fault Classification: A Case Study at Varying Speed Conditions," *Frontiers in Mechanical Engineering*, vol. 10, 2024. [Frontiers](http://Frontiers.com)
21. Z. Ge, Y. Cao, J. Luo, and J. Yang, "Fault Detection of Spindle Rolling Bearings in CNC Machine Tools Based on Odorless Kalman Filtering Algorithm," in *Intelligent Computing Technology and Automation*, 2024. ebooks.iospress.nl
22. *Engineering Failure Analysis*, "Diagnosis and root cause analysis of bearing failure using vibration analysis techniques," vol. 158, 2024. [ScienceDirect](http://ScienceDirect.com)