

Bioethanol from Agricultural Residues: Feedstock Characteristics, Conversion Pathways, And Engineering Challenges

Aditya Choukiker¹, Om Prakash Sondhiya²

¹Student, Department of Mechanical Engineering, Institute of Engineering and Technology, DAVV, Indore, MP, India

²Assistant Professor, Department of Mechanical Engineering, Institute of Engineering and Technology, DAVV, Indore, MP, India

Abstract- Bioethanol remains one of the most important renewable liquid fuels because it can be blended with gasoline, distributed through existing fuel systems, and produced from a broad range of biological feedstocks. While first-generation ethanol relies on sugar- and starch-rich crops, increasing interest has shifted toward agricultural residues such as groundnut shell, sugarcane bagasse, rice straw, and corn stover. These residues are attractive because they are abundant, inexpensive, and do not directly compete with food use. Their conversion is nevertheless technically demanding because lignocellulosic materials contain cellulose and hemicellulose embedded within a lignin-rich matrix that resists hydrolysis. This paper presents a research-style review of residue-based bioethanol production with emphasis on feedstock structure, pretreatment methods, hydrolysis and fermentation pathways, product recovery, and practical engineering challenges. Groundnut shell is examined as a representative residue because it is readily available in many agrarian regions yet comparatively underused as an energy resource. The paper synthesizes published engineering and bioenergy literature into a coherent overview, compares selected residues on the basis of composition and process suitability, and discusses major barriers including pretreatment severity, enzyme cost, inhibitor formation, feedstock variability, and scale-up complexity. The review concludes that residue-derived bioethanol is technically feasible and environmentally relevant, but successful deployment depends on better feedstock logistics, process integration, and biorefinery strategies that improve carbon efficiency and reduce conversion cost.

Keywords: bioethanol; lignocellulosic biomass; groundnut shell; agricultural residues; pretreatment; enzymatic hydrolysis; fermentation; biorefinery.

I. INTRODUCTION

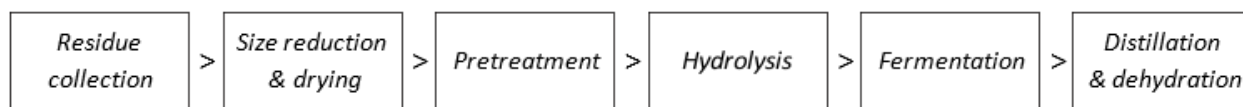


Figure 1. Generalized process route for lignocellulosic bioethanol production from agricultural residues.

Decarbonising the transport sector requires a portfolio of solutions that includes efficiency gains, electrification, and lower-carbon liquid fuels. Bioethanol has retained strategic importance because it is compatible with spark-ignition engines and can be blended into conventional gasoline at different ratios without completely redesigning the vehicle fleet. International energy assessments continue to identify biofuels as a practical near-term option for parts of transport that still depend on liquid fuels, especially where agricultural production and organic residues are significant. [1,2]

The early expansion of ethanol was dominated by first-generation pathways based on sucrose-rich or starch-rich crops. These pathways demonstrated the operational viability of biofuels but also triggered recurring concerns about land competition, food prices, and sustainability trade-offs. A second-generation approach therefore emerged around the use of non-food lignocellulosic materials, including crop residues, forestry residues, and selected organic wastes. [3,4]

Agricultural residues are particularly appealing because they are already generated as by-products

of farming and agro-processing. Instead of being openly burned, discarded, or used only in low-value applications, they can serve as feedstocks for conversion into liquid fuels and co-products. However, unlike cane juice or corn starch, residues cannot be fermented directly. Their structural carbohydrates must first be made accessible through mechanical, chemical, physicochemical, or biological pretreatment, followed by hydrolysis and fermentation. [5,6]

This paper is written in the format of an academic review rather than a report of a new laboratory experiment. Its goal is to present an original synthesis of engineering literature on residue-derived bioethanol, using groundnut shell as a focal example while comparing it with other widely discussed residues. The discussion follows the logic of feedstock structure, process flow, engineering constraints, and deployment considerations.

II. AGRICULTURAL RESIDUES AS FEEDSTOCKS FOR BIOETHANOL

Residues suitable for lignocellulosic ethanol are typically composed of three major fractions: cellulose, hemicellulose, and lignin. Cellulose is the primary source of glucose after hydrolysis. Hemicellulose contributes pentose sugars and some hexoses, while lignin provides structural strength and chemical recalcitrance. Small amounts of ash, extractives, protein, and moisture also affect handling and conversion behavior. Because the relative proportions vary with species, climate, harvest conditions, and storage, no single composition value can represent every batch of biomass.

A useful feedstock for ethanol should have substantial structural carbohydrate content, acceptable year-round availability, manageable ash content, and logistics that do not outweigh the value of the fuel produced. Residues such as sugarcane bagasse and corn stover have been widely studied because they are produced in large volumes. Rice straw is abundant in many Asian regions but brings challenges related to ash and silica. Groundnut shell, though sometimes less discussed in mainstream

techno-economic studies, is important because it is a low-cost agro-residue with notable lignocellulosic content and limited high-value utilization in many local settings. [7]

Groundnut shell is the hard outer casing left after removal of the peanut kernel. It is lightweight, fibrous, seasonally concentrated, and often generated near processing or shelling operations. From an engineering perspective, the material offers both an opportunity and a challenge. The opportunity lies in its availability as an underused residue; the challenge lies in its relatively rigid structure and the need for size reduction, drying, and effective pretreatment to expose fermentable carbohydrates. A representative 2013 journal study on groundnut shell also treats it as a feasible lignocellulosic substrate for ethanol conversion and gasoline- blend evaluation.

Why residue-based pathways matter

Residue-based pathways aim to improve the sustainability profile of liquid biofuels by relying on materials that are not cultivated primarily as food or feed. This distinction does not eliminate sustainability questions altogether, because residues can also have alternative uses such as soil amendment, animal bedding, combustion fuel, or industrial raw material. Even so, second-generation pathways broaden the resource base for biofuels and reduce exclusive dependence on dedicated energy crops. [3,4]

From an engineering design viewpoint, residues are attractive where collection networks already exist. Rice mills, sugar factories, maize-processing units, shelling centers, and oilseed industries create geographically clustered residue streams. Such clustering can reduce transport costs and improve the viability of small or medium biorefinery concepts. In practice, the best feedstock is not simply the residue with the highest cellulose content; it is the residue that combines adequate carbohydrate availability with realistic logistics, storage stability, and process compatibility.

III. CONVERSION PATHWAY FOR LIGNOCELLULOSIC BIOETHANOL

Although process details vary, most residue-to-ethanol pathways follow a common sequence: feedstock collection, size reduction, pretreatment, hydrolysis, fermentation, and final recovery of fuel-grade ethanol. National Renewable Energy Laboratory process studies have long used a similar systems view, integrating feed handling, pretreatment, enzymatic conversion, fermentation, product recovery, wastewater treatment, utilities, and energy recovery into a full plant design. [5,6]

Feedstock preparation

Freshly collected residue often contains dust, stones, residual soil, and moisture variability. The first engineering step is therefore physical preparation. Cleaning reduces contamination, drying improves storage stability, and size reduction increases surface area and improves uniformity during pretreatment. For shells and straw, milling also helps reduce the diffusion distance for chemicals and enzymes. Excessive grinding, however, raises energy consumption and must be balanced against downstream benefits.

Prepared biomass is usually screened to control particle size distribution, because fine fractions can improve conversion while overly broad size distributions may complicate reactor flow, solid loading, and slurry rheology. Storage is another nontrivial concern. High moisture encourages microbial degradation, whereas very dry low-density material can create dust-handling issues and occupy large storage volume.

Pretreatment

Pretreatment is often regarded as the decisive stage in lignocellulosic conversion because native biomass resists hydrolysis. The lignin matrix shields cellulose fibrils, hemicellulose links structural components, and crystallinity further slows enzyme access. Effective pretreatment therefore aims to disrupt the biomass structure, solubilize part of the hemicellulose, reduce cellulose crystallinity to some extent, and increase enzyme accessibility without excessively degrading sugars.

A wide range of pretreatment methods has been reported, including dilute-acid pretreatment, alkaline pretreatment, ammonia-based approaches, steam explosion, hot-water pretreatment, organosolv methods, biological pretreatment. Dilute-acid pretreatment is effective for hemicellulose solubilization but may produce degradation products such as furfural and hydroxymethylfurfural if severity is too high. Alkaline methods are useful for lignin disruption and are often appealing for residues with comparatively high lignin content. Biological pretreatment is milder but much slower, which limits industrial throughput. [5,6]

For groundnut shell specifically, pretreatment choice must consider shell rigidity, local chemical availability, wastewater management, and target plant scale. A small academic laboratory may accept longer treatment times and manual neutralization steps, whereas an industrial plant requires high throughput, heat integration, chemical recovery where possible, and robust control of inhibitor formation.

Enzymatic hydrolysis

After pretreatment, cellulose-rich solids are subjected to enzymatic hydrolysis, typically using cellulase systems that break cellulose into soluble sugars. Hydrolysis efficiency is influenced by temperature, pH, solids loading, enzyme dosage, mixing intensity, and the remaining lignin fraction. High-solids hydrolysis is attractive because it raises final ethanol concentration and reduces distillation load, but it also increases viscosity and can make mixing difficult.

Engineering design reports from NREL show that hydrolysis cannot be considered in isolation. It interacts with pretreatment severity, slurry conditioning, reactor configuration, enzyme cost, and downstream fermentation strategy. If conversion is incomplete, both sugar yield and plant economics suffer. If enzyme loading is raised too aggressively, operating cost becomes prohibitive. [5,6]

Fermentation

The hydrolysate produced from residue processing contains a mixed-sugar stream. Conventional yeast performs well on glucose but not always on pentose sugars liberated from hemicellulose. This limitation has encouraged the use of engineered organisms and integrated strategies such as simultaneous saccharification and fermentation or simultaneous saccharification and co-fermentation. These approaches help reduce product inhibition because sugars released by enzymes are consumed during fermentation. [5,6]

Fermentation performance depends not only on organism selection but also on the concentration of inhibitory compounds introduced during pretreatment. Acetic acid, furans, and phenolic derivatives may impair microbial activity. Detoxification, careful conditioning, or more tolerant organisms may therefore be required. The design challenge is to obtain high conversion efficiency without adding so many extra unit operations that the process becomes too costly.

Product recovery and dehydration

Fermentation broth contains ethanol at relatively low concentration compared with the final fuel specification. Distillation is used to concentrate ethanol, and a dehydration step is required to reach near- anhydrous quality for blending with gasoline. Product recovery is energy intensive, which is why upstream strategies that increase ethanol concentration in the beer stream are economically important. Plant-wide integration often recovers energy from residual lignin-rich solids, biogas from wastewater treatment, or steam-cycle utilities to improve overall efficiency. [5,6]

From a systems perspective, the residue-to-ethanol process is more accurately described as a biorefinery than a simple fermentation plant. Co-product handling, wastewater treatment, steam generation, and solids management strongly influence the success of the full operation.

IV. COMPARATIVE REVIEW OF SELECTED RESIDUES

A practical way to evaluate feedstock choice is to compare several common residues on the basis of composition, logistics, and processing implications. Sugarcane bagasse is generated at sugar mills and benefits from spatial concentration. Corn stover is abundant in maize-producing regions but dispersed over larger fields. Rice straw is widely available but often associated with relatively higher ash and silica.

Groundnut shell is seasonally concentrated around shelling and oil-processing operations and is often easier to separate as a distinct residue stream than mixed field residues.

Composition alone does not determine preference. A residue with slightly lower cellulose may still be attractive if collection is easier, moisture is lower, or pretreatment is less severe. Conversely, a high-carbohydrate feedstock may perform poorly if supply is inconsistent or if competing uses drive up opportunity cost. For this reason, good feedstock assessment should combine chemistry, logistics, reactor behavior, and regional context rather than relying on a single laboratory metric.

V. PROCESS INDICATORS AND ENGINEERING INTERPRETATION

Research papers on bioethanol commonly report sugar release, ethanol yield, conversion efficiency, inhibitor concentration, energy use, and material balance closure. For engine-fuel applications, blend properties and emissions are also examined. A representative journal case study on groundnut-shell ethanol follows this pattern by discussing sugar release, ethanol yield, density, blend characteristics, and engine-performance observations for gasoline-ethanol mixtures.

In a review framework, these indicators should be interpreted as part of a hierarchy. First, high sugar release is valuable only if fermentation converts the sugars efficiently. Second, high conversion is valuable only if the broth concentration is adequate

for realistic recovery. Third, good plant-level performance requires energy integration, wastewater handling, and residue management. The most important engineering lesson is that residue-to-ethanol systems are constrained by multiple interacting bottlenecks rather than one single step. Process data published in different studies are often difficult to compare directly because they use different feedstock moisture bases, different severity factors, different enzyme loadings, and different reporting conventions. Therefore, comparative claims should be made carefully. Review writing should emphasize trends, relationships, and process logic rather than presenting isolated numbers as universally transferable.

VI. CHALLENGES IN RESIDUE-DERIVED ETHANOL PRODUCTION

The first major challenge is feedstock heterogeneity. Residues differ from batch to batch according to cultivar, harvest date, storage history, contamination, and moisture. A conversion process designed for one composition may respond differently to another. This affects solids loading, pretreatment demand, and final sugar release. A second challenge is the cost and complexity of pretreatment. Pretreatment must be severe enough to open the biomass structure but not so severe that it creates substantial inhibitor loads or excessive chemical recovery problems. The ideal severity window is feedstock-specific and difficult to maintain in variable real-world operation.

Third, enzyme requirement still matters. Even when enzyme cost declines, hydrolysis time, solids handling, and conversion losses remain influential. High-solids systems may lower distillation demand but can create reactor mixing and pumping problems. Fourth, wastewater and chemical management cannot be treated as secondary issues, because neutralization, washing, and detoxification may generate large liquid streams.

Finally, deployment depends on logistics and scale. Residues are bulky and seasonally variable. Plants need either reliable year-round feedstock storage or flexible supply strategies. In some regions,

decentralized preprocessing combined with central upgrading may be more practical than one large centralized refinery.

VII. OPPORTUNITIES AND FUTURE DIRECTIONS

Despite the challenges, residue-based ethanol remains attractive because it fits within broader biorefinery thinking. Instead of treating lignin-rich fractions and residual solids as waste, future plants can recover process heat, generate steam and power, produce biochemicals, or create carbon-rich materials. Such integration improves carbon efficiency and may transform an uneconomic fuel-only plant into a more viable multiproduct facility. [6] Groundnut shell deserves additional attention in this context. Because it is generated in oilseed-processing value chains, it may support smaller distributed systems tailored to regional biomass availability. Research opportunities include optimized alkaline pretreatment, low-water processing, co-fermentation strategies for mixed sugars, and small-scale heat integration suitable for teaching laboratories or pilot plants.

Another promising direction is better residue characterization. Rather than using one nominal composition value, researchers can build process windows around expected variability. This would improve the reliability of pilot trials and help educators teach biomass conversion as an engineering design problem rather than only a biochemical reaction sequence.

VIII. CONCLUSION

Bioethanol from agricultural residues represents a technically credible route toward lower-carbon liquid fuels and better use of underutilized biomass streams. The key scientific difficulty lies in overcoming lignocellulosic recalcitrance; the key engineering difficulty lies in integrating pretreatment, hydrolysis, fermentation, recovery, utilities, and residue handling into an economically sensible whole. Groundnut shell is a meaningful example because it illustrates both the promise of low-value agro-residues and the difficulty of

converting a rigid lignocellulosic material into a fermentable substrate. A careful reading of the literature suggests that no universal feedstock or universal pretreatment exists.

Successful design depends on matching process severity, enzyme strategy, and product-recovery requirements to local biomass characteristics. For student work and academic submission, the most defensible conclusion is therefore not that one residue is categorically best, but that bioethanol

feasibility depends on integrated engineering decisions across the entire process chain. Future progress will likely come from combining smarter pretreatment, robust mixed-sugar fermentation, better solids handling, and biorefinery co-product strategies. Under those conditions, agricultural residues can move from being treated as disposal burdens to being recognized as valuable carbon resources for renewable fuel systems.

Table 1. Engineering comparison of selected agricultural residues for bioethanol applications

Feedstock	Likely strengths	Common challenges	Typical practical note
Groundnut shell	Low-value shell residue; easy source separation near shelling units; good potential for localized supply	Rigid structure, comparatively high recalcitrance, variable particle geometry after milling	Best suited to clustered agro-processing regions
Sugarcane bagasse	Large-volume generation at mills; existing industrial handling infrastructure	High moisture if fresh; competing use as boiler fuel	Strong candidate where sugar mills already exist
Rice straw	High availability in rice-growing regions; major	Ash and silica complicate handling and some process	Collection logistics matter more than lab composition

Feedstock	Likely strengths	Common challenges	Typical practical note
	open-burning avoidance benefit	steps	alone
Corn stover	High volume in maize systems; widely studied in process design literature	Field collection and soil contamination issues; dispersed geography	Strong research benchmark for techno-economic comparison

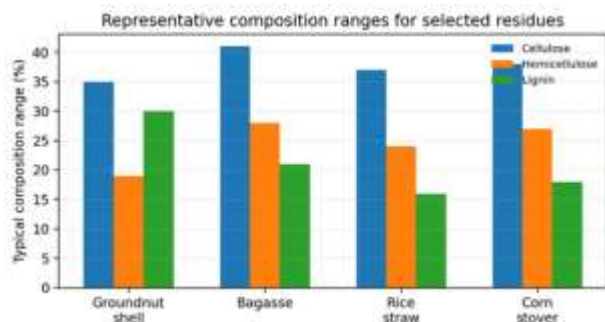


Figure 2. Representative composition ranges used for comparative discussion in this review; exact values vary by source, cultivar, and processing history.

Figure 2 should be read as an interpretive aid rather than a universal dataset. Reported composition ranges differ across studies because analytical methods and feedstock histories are not identical. What matters for engineering analysis is the directional implication: residues richer in cellulose and hemicellulose offer fermentable potential, whereas residues with higher lignin or ash may demand more aggressive pretreatment, more careful solids handling, or both. Groundnut shell is especially interesting in this comparison because its value proposition is not based solely on peak cellulose fraction. Instead, it lies in the combination of availability, low commercial priority in many

regions, and the possibility of channeling a distinct shelling residue into distributed conversion systems.

Table 2. Typical unit operations and the main engineering purpose of each stage in a residue-to-ethanol process.

Stage	Primary purpose	Typical engineering concern
Cleaning and drying	Remove contaminants and stabilize feedstock	Dust handling, energy use, moisture variability
Size reduction	Increase surface area and improve uniformity	Grinding energy and particle-size control
Pretreatment	Disrupt biomass structure and improve accessibility	Inhibitor formation, chemical recovery, corrosion

Stage	Primary purpose	Typical engineering concern
Hydrolysis	Convert polymers into fermentable sugars	Enzyme loading, viscosity, residence time
Fermentation	Convert sugars into ethanol	Mixed-sugar utilization and microbial inhibition
Distillation/dehydration	Purify ethanol to fuel grade	Thermal energy demand and integration with utilities
Waste and solids management	Recover value and reduce disposal burden	Effluent treatment, lignin utilization, ash handling

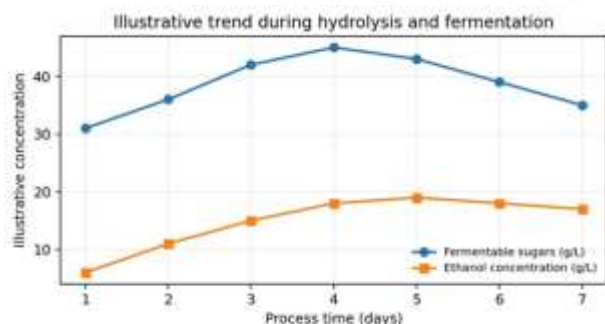


Figure 3. Illustrative trend showing the relationship between sugar release and ethanol formation during a conceptual hydrolysis-fermentation sequence.

The conceptual trend in Figure 3 reflects a common process narrative: fermentable sugars increase during early hydrolysis, ethanol concentration rises as fermentation progresses, and later stages may show slower improvement as available sugars decline or microbial stress increases. The purpose of the figure is explanatory. It demonstrates how researchers interpret time-dependent conversion

behavior without claiming a single universal kinetic profile for every residue or every microorganism. When presented to students, such process curves are helpful because they connect biochemical events to engineering decisions. For example, an early plateau in sugar release may suggest inadequate pretreatment, insufficient enzyme accessibility, or mixing limitations. A weak ethanol response despite strong sugar release may instead indicate fermentation inhibition or organism mismatch.

Appendix A. Practical Checklist for a Student-Level Review Paper

When a paper on bioethanol is prepared for course submission, clarity of scope is essential. A student paper should state whether it is a review article, conceptual design note, laboratory report, or techno-economic discussion. This distinction prevents confusion between literature synthesis and claims of original experimentation.

For residue-based bioethanol topics, professors often look for three things: first, a correct explanation of biomass structure; second, a logical account of pretreatment, hydrolysis, fermentation, and recovery; and third, an awareness of real engineering limits such as feedstock variability, inhibitor formation, and energy demand. The checklist below summarizes these expectations in a compact form that can be adapted before final submission.

Table 3. Quick academic checklist for preparing a clean review-style submission on bioethanol

Checklist item	What the paper should show
Scope statement	Clearly identify the document as a review, not an experimental claim, unless real lab work was performed.
Feedstock Discussion	Explain why the selected residue matters and describe the relevance of cellulose, hemicellulose, and lignin.
Process Explanation	Cover pretreatment, hydrolysis, fermentation, and final ethanol recovery in the correct order.
Engineering	Mention at least a few practical issues such as inhibitors, enzyme cost, wastewater, ash, or logistics.
Awareness References	Use a short, consistent reference list and avoid copying wording from source material.
Presentation quality	Keep figures labeled, tables readable, and conclusions cautious rather than exaggerated.

Including a short appendix of this kind is optional in professional journals, but it can strengthen a college submission because it shows awareness of academic framing and evaluation criteria. It also helps separate polished formatting from unsupported technical claims.

The broader lesson is simple: a good research-style paper is not judged only by length. It is judged by whether the writing is original, structured, technically coherent, and honest about what is being reviewed versus what has actually been measured.

REFERENCES

1. International Energy Agency. "Biofuels." Energy System overview, accessed 2026.
2. International Energy Agency. "Bioenergy." Energy System overview, updated 2024/2025.
3. OECD/IEA. Sustainable Production of Second-Generation Biofuels. Paris: IEA/OECD, 2010.
4. FAO. Biofuels and the Sustainability Challenge: A Global Assessment of Sustainability Issues, Trends and Policies for Biofuels and Related Feedstocks. Rome: Food and Agriculture Organization, 2013.
5. National Renewable Energy Laboratory. Lignocellulosic Biomass to Ethanol Process Design and Economics Utilizing Co-Current Dilute Acid Prehydrolysis and Enzymatic Hydrolysis: Current and Futuristic Scenarios. Golden, CO: NREL.
6. Humbird, D., et al. Process Design and Economics for Biochemical Conversion of Lignocellulosic Biomass to Ethanol: Dilute-Acid Pretreatment and Enzymatic Hydrolysis of Corn Stover. Golden, CO: NREL, 2011.
7. Nyachaka, C. J., Yawas, D. S., and Pam, G. Y. "Production and Performance Evaluation of Bioethanol Fuel from Groundnuts Shell Waste." American Journal of Engineering Research, 2013. (Used here only as one literature example of groundnut-shell conversion.)

8. Raveendran, K., Anuradda, G., and Kartic, C. K. "Influence of mineral matter on biomass pyrolysis characteristics." *Fuel*, 1995.
9. Sun, Y., and Cheng, J. "Hydrolysis of lignocellulosic materials for ethanol production: a review." *Bioresource Technology*, 2002.
10. Balat, M., Balat, H., and Öz, C. "Progress in bioethanol processing." *Progress in Energy and Combustion Science*, 2008.