

Rumors Detection on Twitter Using Machine Learning Techniques

M.Tech. Scholar Kavita Khalotiya

Kavitakhalotiya0401@gmail.com

Prof. Ashish Tiwari

Ashishtiwari205@gmail.com

Department of Computer science & Engg.
Vindhya Institute of Technology and Science
Indore, MP, India

Abstract

Location systems of malignant substance, for example, spam and phishing on Online Social Networks (OSN) are regular with little consideration paid to different kinds of low-quality substance which really impacts clients' substance perusing background most. The point of our work is to identify low-quality substance from the clients' viewpoint continuously. To characterize low-quality substance conceivably, Expectation Maximization (EM) calculation is first used to coarsely order low-quality tweets into four classifications. In light of this starter think about, an overview is cautiously intended to assemble clients' feelings on various classifications of low-quality substance. Both immediate and backhanded highlights including recently proposed highlights are recognized to portray a wide range of low-quality substance. We at that point further consolidate word level examination with the distinguished highlights and fabricate a watchword boycott lexicon to improve the recognition execution. We physically mark a broad Twitter dataset of 100,000 tweets and perform low quality content discovery continuously dependent on the described noteworthy highlights and word level investigation. The consequences of our exploration demonstrate that our technique has a high precision of 0.9711 and a decent F1 of 0.8379 dependent on an irregular woodland classifier with continuous execution in the discovery of low-quality substance in tweets. Our work in this manner accomplishes a positive effect in improving client involvement in perusing internet based life content.

Keywords- low-quality substance, wood land

I. INTRODUCTION

Online Social Networks (OSN) in a web 2.0 times has created from dreary social collaborations and correspondence into a combination of internet based life capacities for a wide range of administrations [1]. In the most recent decade, increasingly more interpersonal organization locales have jumped up and pulled in a great many clients. Among them, Facebook, QQ, Twitter are the most famous ones, with 1,590 million, 853 million and 320 million dynamic clients separately as of April 2016 [2]. With the quick development of OSN, they have turned into the new focus of numerous digital crooks like

Issues. Spam is typically intended to influence the potential exploited people to burn through cash on phony or fake items and benefits or is simply by and large fakes [3]. Botnets and infection tainted PCs are regularly used to send most of spam messages, including work chasing notices advancements of free vouchers, tributes for some pharmaceutical items, and so forth [4]. Phishing can be perceived as a unique sort of spam that is planned to trap the beneficiaries into uncovering their own data particularly touchy information like login and secret word subtleties. In the wake of acquiring the individual or record data, the phishes can rupture the

exploited people's records and submit wholesale fraud or extortion. As per Networked Insights' examination, as of fall 2014, 9.3% of substances on Twitter are spam [5]. Aside from these spam and phishing content, the OSN additionally experience the ill effects of substantial measure of low quality substance including notices, naturally created substance by outsider applications, and so forth. Clients are hampered from perusing important and fascinating substance by the staggering measure of low-quality substance, bringing about noteworthy decline in the general client experience of utilizing the OSN. In some extraordinary cases, they can even influence the physical state of some powerless clients with a disorder called "Twitter psychosis" [6].

In summary, our main contributions are as follows:

1. We perform EM calculation on reaped low-quality substance tweets to isolate them into 4 categories. In light of which, we make an overview with 211 members to contemplate their feelings about low-quality substance. We at that point give a clearer meaning of low-quality substance on Twitter as per the review results. We are the first to complete such starter examines from the clients' point of view [7].
2. We slither and physically name 100,000 tweets to confirm the precision of our definitions and order results. Precedent tweets and naming aides are given in order to make the trials replicable.
3. We trust the identification procedures for noxious substance on OSN are very develop yet little consideration is paid to different kinds of low-quality substance, for example, low quality commercials and consequently created substance which really disturbs clients most. In this way we bring together the location of various kinds of low-quality substance and give a top to bottom investigation of the element generally utilized for discovery of vindictive substance to comprehend their appropriateness for other low-quality substance [8].
4. We give a word level investigation on unique tweet messages and assemble a watchword boycott lexicon to encourage low-quality substance location. We are simply the first to construct the word reference to help identify low-quality substance.
5. We apply conventional classifiers (SVM and irregular woods) in light of our proposed prevailing highlights just as word highlights for ongoing low-quality substance location and it accomplishes a high exactness and F1 just as a decent time exhibition.

The rest of the paper is composed as pursues. We initially examine the related work relating to spam and phishing recognition pursued by the presentation of the outline of the proposed low-quality substance discovery framework. At that point we present the after-effects of the review we led and characterize the low-quality substance in a clearer route dependent on the study results. From that point, we give a nitty gritty investigation of highlights utilized for ongoing low-quality substance identification from the viewpoint of both time and precision. This is trailed by a depiction of how we procedure and concentrate the different highlights from the first tweets. At that point we outline the identification results utilizing chosen highlights and talk about the correlations with other research work. The last area finishes up the paper and shows the future work [9].

II. RELATED WORK

In the most recent decade, the development of online informal organizations has given another hotbed to spammers and phishes. Critical endeavors have been paid to recognize and break down the pernicious substance on social sites like Facebook, Twitter, and so on.

1. Definition of Low-Quality Content- Spam on OSN (once in a while called as social spam) is normally viewed as a message which is unsought for by real clients [10]. Anyway "unsought" is a significant obscure depiction. Diverse research work has distinctive definitions for spam and phishing. Yang et al. respect tweets which post vindictive substance as spam and do not consider commercials [7].

Thomas et al. [11] and Sridharan et al. [12] mark a tweet as spam if the record is suspended by Twitter in a later approval ask. Notwithstanding, the definition in [7] is nearer to that of phishing rather than spam while [11] and [12] likewise have downsides as they use Twitter suspension strategy as a kind of perspective. Twitter itself at first just centered on spam or phishing as indicated by Twitter Rules [13] while appearing at mainline bot-level access and a few ads as long as they don't disrupt Twitter guidelines [14]. Right now, Twitter has presented a quality channel as of late which plans to sift through low-quality substance [15]. This vouches for the helpfulness of our work. It is to be noticed that Twitter's quality channel is connected on the

warning course of events (for example tweets referencing the client) while our work is connected on the clients' home course of events (for example every one of the clients' companions' tweets). At the end of the day, just tweets referencing the client will be prepared by Twitter's quality channel while our technique does not have such impediments. From Twitter approach, we can see that accounts which tenaciously post low-quality substance are more averse to be suspended.

Besides, account suspension may not exclusively be because of the conveyance of spam, along these lines making the passing judgment on measuring stick even less persuading. One thing in like manner among these definitions is that they endeavor to portray the highlights or practices of these spontaneous substances themselves as opposed to characterizing them from the clients' point of view. Furthermore, very little work is centered on low-quality substance discovery.

They either center on simplex spam or phishing identification as opposed to proposing a brought together location system which additionally goes for other low-quality substance. Lee et al. first propose the term "content polluters" and isolates them into a few classifications [16]. Be that as it may, in their work, the term "content polluter" is utilized to allude to spam accounts while we use "low-quality content" to allude to tweets which contain just valueless and paltry substance. The distinction between their work and our own really reflects two standard research thoughts which will be presented in the following subsection.

III. OVERVIEW OF THE LOW-QUALITY CONTENT DETECTION SYSTEM

Fig 1 demonstrates the diagram of our proposed low-quality substance discovery framework. Our work involves two segments, the genuine constant identification of low-quality substance tweets (allude to the shaded squares in Fig 1) and the out-of-band preparing process (allude to the unshaded boxes of Fig 1). The preparation procedure is led out-of-band to prepare the classifier utilized for ongoing low quality content location. To be progressively explicit, a client review is led to give bits of knowledge on the meaning of low-quality substance from the clients' point of view. These are then utilized as name guides

for physically naming 100,000 tweets crept by means of Twitter API. Huge highlights

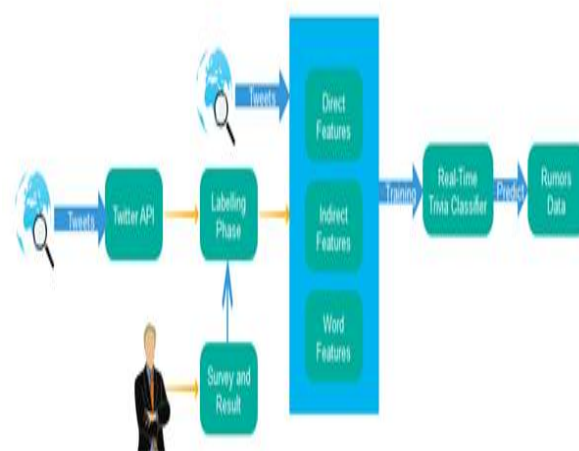


Figure 1: Overview of the low-quality content detection system.

((both immediate and roundabout) of low-quality substance are distinguished from the 100,000 named tweets and these highlights are joined with word level examination to prepare the classifier. Subsequent to preparing the classifier, the classifier is prepared to foresee the marks of tweets submitted to our framework. These tweets experience a similar component extraction stage as the preparation stage and are then sent to the prepared classifier for low-quality substance recognition. It will at that point foresee whether the tweet is low-quality substance or not. What merits referencing here is that both the component extraction and low-quality substance location should be possible progressively.

IV. A STUDY ON LOW-QUALITY CONTENT FROM USERS' PERSPECTIVE

1.Cluster Analysis of Low-Quality Content- We trust it is important to comprehend clients' dispositions and meanings of low-quality substance before continuing with the consequent research. So as to structure a review which can completely pass on clients' feelings about low-quality substance, we physically examined and confirmed low quality content by means of bunch examination. The Streaming API given by Twitter give engineers low dormancy access to Twitter's real-time worldwide stream of tweet information. We utilize Streaming API to slither 10,000 tweets as a starter dataset. At that point three annotators are approached to name the tweets as

either low-quality substance or typical tweets in the dataset. Amid this stage, we just give some broad depictions of low-quality substance rather than clear naming rules. In the event that any of the three annotators denotes the tweet as low-quality substance, it will be viewed as potential low-quality substance. We concede there might be predisposition because of the restricted size of the primer dataset and the three annotators' feelings may not speak to every single client.

Nonetheless, marking amid this stage shouldn't be that exact and we just need to get a general thought of the low-quality substance from clients' point of view in order to structure the inquiries in the study to such an extent that they are progressively average and delegate. To play out the bunch examination, we speak to the tweets with a lot of highlights (portrayed in subtleties in the later area) and afterward apply the Expectation Maximization (EM) calculation to assemble together tweets which have comparable attributes or practices.

What move us to utilize EM calculation to generally characterize the low-quality substance is [16] which utilizes EM to aggregate substance polluters into a few classes. Be that as it may, the distinction between our work and theirs is that we use EM to order the tweets (for example low-quality substance) rather than records (for example content polluters). In the wake of evacuating bunches with too few tweets and rising gatherings with comparable tweets, all this low-quality substance can be separated into four classifications:

1. Low quality advertisements-These promotions incorporate not just tricky or false advertisements but likewise those valueless notices posted by those dark clients. Two relative models are "Hot, my little horse kinship city light drapery. (hm118)— Full perused by eBay (URL overlooked)" and "takes free piece coin each three moment (URL precluded)". Some explicit and savage substance likewise shows up as promotions which deface clients' experience when perusing ordinary tweets.

2. Automatically generated content-These substances are normally posted by certain applications or online administrations rather than clients themselves, for the most part for advancement purposes. When the client has offered approval to these applications and administrations, some client practices may trigger consequently produced substance like "I've gathered 7,715 gold

coins! (URL excluded) #android, #android games, #game insight" or "Today details: 4 supporters, No sunflowers by means of (URL omitted)".Content delivered by a similar application will in general be comparable or has constrained varieties. A lot of tedious substance essentially disintegrates the client experience.

3. Meaningless content- Some of the futile substance is likewise posted by bots and has diverse structures. Some of them are comprehensible like statements of celebrated individuals or the made time of the tweet. Some of them are indistinguishable like simple untidy codes (for example g7302t\$u! 7#52jgi4o).

4. Click baits- The attributes of low-quality substance falling into this class isn't clear and they spread a wide scope of subjects. A considerable lot of them look like typical messages however by and large, the connection showing up in the tweet isn't identified with the tweet content. Besides, a portion of the connections lead to pernicious locales.

5. Design of the Survey-We structured an overview as indicated by the group investigation and put it online where members needed to address two inquiries identified with individual data, in particular, age and sexual orientation and eight inquiries identified with online interpersonal organizations and low-quality substance. A full form of study is appeared in S1 Text. We are intrigued fundamentally in:

- 1.The impacts of low-quality substance on client experience when utilizing OSN.
- 2.What sorts of substance are viewed as low-quality substance by clients?
- 3.To what degree would users be able to endure low-quality substance before considering inflowing?

The review is posted on the web and is altogether unknown. Toward the start of the overview, the members are informed that the study is unknown and their reactions will be utilized for research reason. At the end of the day, assent is verifiable as in by participating in this study; it implies the member has given their assent. It was opened to anybody on the web and members deliberately take part in the review. Henceforth no member is hurt physically and rationally.

In the wake of posting the study on the web, we have gotten 211 reactions. Every one of them are substantial as all inquiries in the study are necessary and the member needs to finish all inquiries in the review then the individual in question can submit it. As the overview interface is posted on a few renowned online social sites (for example Twitter,

Sina Weibo, and so on), it guarantees the overview results are without a doubt from OSN clients. 88.7% of the respondents use OSN consistently and 9.48% of them use OSN at any rate once per week. These members are from various age bunches with 74.88% in the 18 to 25 age gathering and 44.55% of them are females.

Table 1 How much do content polluters affect your user experience when using social network sites?
Options Number Ratio.

Options	Number	Ratio
Very much.	48	22.75%
A bit but still bearable.	141	66.82%
A little.	16	7.58%
They don't affect my user experience.	6	2.84%

V. IDENTIFYING FEATURES CHARACTERIZING LOW-QUALITY CONTENT

Low-quality substance location is generally seen as a grouping assignment. A great deal of highlights has been proposed for spam or phishing discovery. The inquiry concerning whether these highlights can be received for recognizing the low-quality substance characterized in this paper will be tended to in the later area. In this area, we give an inside and out investigation of highlights proposed by us and the basic highlights exhibited in existing examinations. We at that point decide the predominant highlights from the viewpoint of both time and precision for low-quality substance location.

1. Direct Features- The run of the mill structure of a tweet slithered is in JSON design. All the data incorporated into this crude JSON tweet can be specifically extricated nearly in the meantime it is posted. These highlights are the most productive ones continuously low-quality substance identification from the point of view of time execution. Since they can be removed straightforwardly, they are called direct highlights (DF) in this paper. Direct highlights which can be removed from the crude JSON tweet are recorded in Table 2. Highlights 1 to 10 are Tweet based while the rest are profile based. Since a client can post various tweets, the profile based highlights for various tweets posted by a similar client are indistinguishable while tweet based highlights might be unique in relation to tweet to tweet however can be the equivalent for tweets posted by various clients in light of retweets.

Table 2 Direct Features.

Index	Feature	Comments
1	Source	Tweeting tools
2	Type	Regular, Replies, Mentions and Retweets.
3	Retweet_count	The number of times the tweet is retweeted.
4	Favorite_count	The number of times the tweet is favorited.
5	Hashtags_count	The number of hashtags in the tweet.
6	Urls_count	The number of urls in the tweet.
7	Mentions_count	The number of mentions in the tweet.
8	Media_count	The number of media in the tweet.
9	Symbols_count	The number of cashtag in the tweet.
10	Possibly_sensitive	If the tweet possibly contains sensitive content.
11	Location	If the location field of profile is null.
12	URL	If the URL field of profile is null.
13	Description_len	The length of the description field of.
14	Verified	If the user is verified by Twitter.
15	Ff_ratio	Followers_count / Friends count
16	Followers_count	The number of followers of the user.
17	Friends_count	The number of friends of the user.
18	Statuses_count	The number of statuses the user post.
19	Favourites_count	The number of tweets the user favorite.
20	Listed_count	The number of lists the user create.
21	Account_age	The lifespan of the account.
22	Default_profile	If the user is using a default profile.
23	Default_profile_image	If the user is using a default avatar.

2. Indirect Features - Be that as it may, direct highlights alone can't generally give the best execution. As indicated by the clients' reactions introduced in the past segments, the extent of low-quality substance additionally influences clients' definitions for low-quality substance. Subsequently roundabout highlights (IF) are likewise distinguished. Aberrant highlights are those which can't be specifically separated from the slithered JSON tweet. Rather, a different demand is sent to twitter to get the extra data.

Aberrant highlights catch the history data and tweeting practices of a client which will be ended up being noteworthy for low-quality substance recognition in the later area. The reason for embracing both immediate and circuitous highlights is to accomplish a harmony between recognition exactness and time execution. The roundabout highlights are recorded in Table 3. As the aberrant highlights are chronicled information of a specific client, a large portion of them are profile based with the exception of the last one. We are the first to us media, images and records related highlights for comparable discovery undertakings.

3. Word Level Analysis- Be that as it may, both immediate and roundabout highlights don't take the semantic importance of the first tweet content into thought. Along these lines word level investigation is intended to catch the substance qualities of the tweet content. Like spam messages, a few watchwords, for example, click, free are more oftentimes found in low-quality substance than in ordinary tweets? In reality, word level examination is much of the time utilized in spam recognition for messages while not so prevalent in spam

identification on OSN. Conceivable reasons might be the broad utilization of casual shortenings and the constrained length of a tweet. [14] Utilizes a word press remark boycott however we guess this boycott may not be reasonable for low-quality substance recognition on Twitter.

Subsequently, in our investigations, we examine those tweets named as low-quality substance and attempt to discover the terms which happen most every now and again and fabricate a boycott watchword word reference independent from anyone else. We misuse the sack of-word model to process the first 10,000 tweet writings. There is single word pack for low-quality substance and another for typical tweets. At that point we expel stop words in each pack. For terms in the word sack of low-quality substance, the term recurrence is utilized to speak to the heaviness of the term however the weight will be diminished if a similar word likewise shows up clinched of typical tweets. At that point we sort the word taken care of low-quality substance as indicated by their weight and the best N words make up the boycott watchword lexicon.

Table 3 Indirect Features

Index	Feature	Comments
1	Source_count	No. of sources used for posting n latest tweets.
2	Type_count	No. of types of the latest n tweets posted.
3	Hashtags_proportion	% of tweets with hash tags in the latest n tweets
4	Urls_proportion	% of tweets with urls in the latest n tweets.
5	mentions_proportion	% tweets with mentions in the latest n tweets.
6	Media_proportion	% tweets with media in the latest n tweets.
7	Symbols_proportion	% tweets with symbols in the latest n tweets.
8	Sensitive_proportion	% tweets possibly sensitive
9	Nonfriends_interaction	If the tweet is an interaction between non-friends.

VI. PRE-IMPLEMENTATION TWEET PROCESSING

Data Collection and Pre-Processing: To gather tweet information, we utilize one string to creep tweets through open streams given by Streaming API. The tweet slithered along these lines is in the JSON position. Another string is kept running in the meantime to parse the crude tweet and after that remove the immediate highlights appeared Table 5. Twitter REST APIs give access to peruse and compose Twitter information, for example, posting another tweet, perusing creator profile and adherent information, and so forth. For our situation, we utilize a third string to send a demand to work statuses/user timeline to get the most recent tweets

of a specific client and compute the comparing circuitous highlights recorded in Table 3. The three strings can work all the while so as to spare time for location. For the arrangement of word level examination, we abused the Text Mining (tm) Package created for R. For tweets set apart as low-quality substance, we utilized customary articulations to evacuate all RT, @, # labels just as all URLs in tweets. At that point we saved just English characters and changed them to bring down case.

These tweets were then sent to the tm library to evacuate all stop words. One thought here was whether we should stem these tweets subsequent to expelling the stop words as the stemming step could help diminish the quantity of conceivable terms yet with the danger of losing some portion of the word implications. The subtleties will be examined in the outcomes and assessment segment. Our Twitter dataset comprises of 100,000 tweets produced by 92,720 unmistakable clients. These tweets are gathered from sixteenth May to seventeenth May 2016. The days are arbitrarily chosen with no specific reasons. The reason we don't receive a bigger dataset is on the grounds that in the accompanying strategy we are going to mark the dataset physically in order to check the precision of our examination results.

1. Labelling Tweets

To build up a programmed low-quality substance location framework, it is important to construct a preparation set. We have set up some mark guides dependent on the review results to guarantee the name from annotators can completely pass on clients' feelings. On the off chance that the tweet falls into the four classifications talked about in fundamental examinations, the course of events of the client will likewise be considered.

On the off chance that comparative low-quality substance shows up much of the time (generally over half of most recent tweets posted) in the timetable of the client, the tweet will be named as low-quality substance; else we see it as typical tweet. What ought to be noted here is that we don't mark different tweets showing up in the timetable of the client, they are simply viewed as a kind of perspective amid the naming procedure. As it were, they are not considered as named tweets. We pick Cohen's Kappa coefficient (k) to assess the between ratterassertion of the marking which is additionally utilized and for comparative reason. Our explanation

results achieve a high understanding of $k = 0.90$. In all out, we marked the 100,000 tweets created dependent on both the first tweet and its client's timetable, the information and the names can be seen in S1 Table. Among these tweets, 9,945 of them are named as low-quality substance.

3. Training and Testing Classifiers:

The focal point of the assessment is to demonstrate the achievability of inferred highlights progressively recognition of low-quality substance. Subsequently the arrangement strategy utilized isn't the core interest. Random Forest and Support Vector Machine beats different classifiers for identifying spam and phishing. In this manner we pick the two classifiers to play out the low-quality substance recognition errand. We train the classifier on the preparation set with a 5-fold approval. At that point we play out the model on the test set and checked the forecast against the marked outcomes. A progression of tests is led to assess the execution of our proposed low quality content recognition framework. 100,000 marked tweets are being utilized to test the framework to assemble the expectation results just as to assess the calculation time. Every one of the analyses are kept running on a HP T3600 PC with Intel Xeon E5-1650 processor at 2.40 GHz with 16 GB of RAM.

VII. IMPLEMENTATION RESULTS AND EVALUATION

1. Word Level Analysis: To accomplish a superior act through word level investigation, two exceptional components are talked about in this subsection. One is the extent of the catchphrase boycott lexicon. Generally a bigger lexicon will expand the discovery precision however may fall into the over fitting issue. For each word safeguarded in the low-quality substance corpus, its weight decides if it very well may be included into the lexicon. Its weight is spoken to by its term recurrence in low-quality substance less its term recurrence in typical tweets. We can change the word reference estimate by setting diverse edges for weight. The other controlled factor is whether to perform stemming on the tweet writings amid the pre-processing stage. In this subsection, we perform low-quality substance location with various word reference measure and assess the execution from the point of view of both time and discovery rate. The F1 measure results are appeared. In any case, when the word reference

measure is additionally expanded, the two fall into the snare of over-fitting. No stemming performs superior to stemming when the word reference measure isn't extensive however encounters an early and extreme drop in discovery execution when lexicon estimate increments. Another preferred standpoint of no stemming is that it can spare the time cost which will generally be acquired for the additional stemming step. As indicated by our perceptions, we set the word reference size to 150 and skirt the stemming venture in the accompanying examinations.

2. Feature Rank- The development of the watchword boycott lexicon has officially incorporated the determination of critical word highlights. In this subsection, we might want to talk about increasingly about the noteworthiness of other immediate and backhanded highlights. At first, we connected the Recursive Feature.

3. Feature Rank- The development of the watchword boycott lexicon has officially incorporated the determination of critical word highlights. In this subsection, we might want to talk about increasingly about the noteworthiness of other immediate and backhanded highlights. At first, we connected the Recursive Feature.

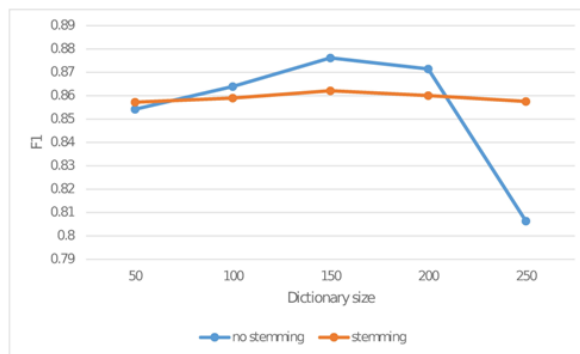


Figure 2 F1 measure with and without stemming.

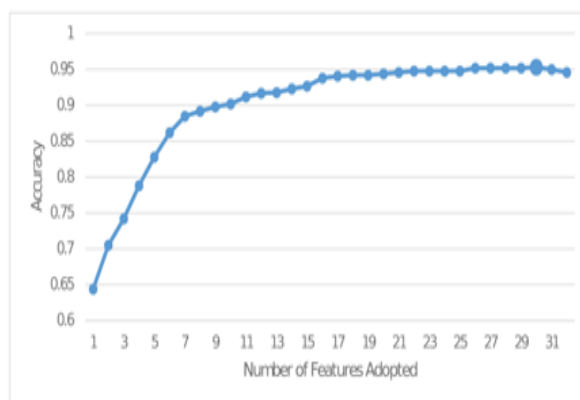


Figure 3 Accuracy of different subsets of features.

Disposal (RFE) to test the execution of utilizing distinctive subsets of highlights depicted previously and the outcomes are appeared in Fig 3. It is seen that the exactness achieves a pinnacle when utilizing 30 includes out of an aggregate of 32 highlights. This shows the vast majority of the highlights we receive are very productive for distinguishing low-quality substance. What merits referencing here is that notwithstanding while embracing just 10 includes, the precision can achieve over 90%.

The best 10 highlights chosen by RFE can be found in the last segment of Table 4. We additionally utilize three well known component assessment techniques: Information Gain (IG), Chi-square test and Area under the ROC Curve (AUC) to register the position of the highlights and the best 10 highlights chose by means of various assessment strategies are appeared Table 4.

It is to be noticed that the center is to remove the best positioning highlights. Consequently, the relative quantitative execution isn't appeared. The outcomes demonstrate that the vast majority of the aberrant highlights are progressively effective in distinguishing low quality content at that point direct highlights. This is on the grounds that the backhanded highlights additionally take the history information of a client into thought. Among every one of the highlights, mention_prop, url_prop and favourites_count are chosen by each of the four element assessment strategies.

Table -4: Feature Rank.

IG	CHI	AUC	RFE
mention_prop	mention_prop	favourites_count	followers_count
url_prop	url_prop	type_cnt	friends_count
media_prop	media_prop	urls_cnt	statuses_count
type_cnt	favourites_count	url_prop	url_prop
favourites_count	type_cnt	mention_prop	listed_count
friends_count	friends_count	mentions_count	urls_count
urls_count	followers_count	type	mention_prop
hashtag_prop	urls_count	default profile	media_prop
followers_count	hashtag_prop	ff_ratio	favourites_count
Type	Type	hashtags_count	hashtag_prop

Table -5: Detection Performance of different Feature Subsets.

Random Forest				
Feature Subset	Acc	Fpr	F1	Time(s)
I	0.9526	0.0103	0.7124	0.0002
II	0.9599	0.0089	0.7634	1.9327
III	0.9711	0.0075	0.8379	1.9342
SVM				
Feature Subset	Acc	Fpr	F1	Time(s)
I	0.9335	0.003	0.4981	0.0003
II	0.9418	0.0074	0.6089	1.9328
III	0.9562	0.0037	0.7199	1.9343

4. Detection Performance- In this subsection, we might want to give more subtleties to represent the execution of our proposed strategy for identifying low-quality substance by embracing diverse subsets of highlights. As indicated by the watched outcomes in the last area, we set the word reference size to 150. In our tests, we have three subsets of highlights. Highlight Subset I incorporates every single direct element.

Highlight subset II incorporates all immediate and aberrant highlights. Highlight Subset III incorporates all immediate and roundabout highlights in addition to word level investigation. We perform both Random Forest (RF) and Support Vector Machine (SVM) for the low-quality substance location errand and the recognition execution results are appeared Table 5. It very well may be reasoned that RF dependably performs superior to SVM. Direct highlights alone can help recognize generally 95.26% of the low-quality substance and the time execution is more than satisfying almost when the tweet is posted.

At the point when both immediate and aberrant highlights are embraced, the exactness builds reasonably to 95.99%. The discovery exactness takes off to 97.11% when mulling over word level examination and the F1 measure likewise builds fundamentally to 0.8379. For every one of the 3 subsets of highlights, the bogus positive rate stays low at about 0.01. For time execution, dissimilar to [47], we do exclude the ideal opportunity for building the preparation demonstrate as the preparation eliminate should be possible of band. At the end of the day, the time execution is the location time of substance polluters and it incorporates the time required for extricating highlights just as that for forecast. For the trials, we fundamentally run the discovery for every one of the tweets in the client's course of events.

VIII. COMPARISONS WITH OTHER METHODS

Blacklists and Twitter Policy: Boycotts are regularly utilized for recognizing phishing or spam. The most concerning issue with boycotts is that there is dependably a period slack between the event of this vindictive substance and the answer to the boycotts. This issue makes boycotts less productive to satisfy the constant identification prerequisites.

Besides, the vast majority of the boycotts like Google Safe Browsing center on phishing or malware and doesn't give much consideration to low-quality substance. The focal point of Twitter suspension strategy is somewhat not quite the same as the referenced boycotts yet at the same time falls into a similar snare. We check the low-quality substance's status one month later; also, 60% of them are still there. One conceivable explanation behind this wonder is that Twitter for the most part centers on substance which defies Twitter guidelines and gives less consideration to other low quality content. Regardless of whether they can identify such substance, they may not channel them on account of business reasons.

Because of the absence of a successful continuous low-quality substance location strategy, clients' timetable is loaded up with low-quality substance which hampers them from perusing other significant substance. The technique we propose in this paper handles the issue in an all encompassing way since the low-quality substance which we identify covers valueless substance of various kinds from the clients' viewpoint and incorporate spam and phishing which are generally secured by existing works. Thus, our strategy has been ended up being of incredible incentive to improve the general client experience.

Table -6: Comparisons of Different Methods.

Method	Acc	FPR	F1
Ours	0.9711	0.0075	0.8379
Wang's	0.9580	0.0056	0.7538
Lee's	0.8514	0.0919	0.7025

Other SPAM/Phishing Detection Methods: The reason we don't have to recognize among spam, phishing and low quality commercials is on the grounds that they share comparative attributes. Moreover, from the point of view of clients, they couldn't care less what classifications this low quality

content has a place with. To improve by and large client experience, our point is to channel them paying little respect to their class. Notwithstanding, other research work either centers around spam location or phishing discovery, so it isn't so important to contrast our strategy and theirs in light of the fact that the design is extraordinary.

By and by, to give some knowledge into the execution of the proposed technique for recognizing low-quality substance, regardless we select two related research work for correlation. One is [16] and the other is [14]. We actualized their techniques and performed low-quality substance identification on our dataset as portrayed in the past area and the outcomes are appeared Table 6. For Lee's technique, a conceivable reason which may clarify the low identification rate is that the discovery strategy is structured dependent on records rather than tweets.

The high false positive rate further demonstrates that a few clients who are named substance polluters (for example spammers) likewise post typical substance which his adherents might be keen on. This demonstrates the discovery for low-quality substance is smarter to be completed on a tweet level rather than a record level. For Wang's technique, their bogus positive rate is marginally lower than our own while the exactness and F1 measure are much more terrible.

This is on the grounds that our strategy is extraordinarily intended for low-quality substance discovery while their identification is for the most part centered on spam. Furthermore, a portion of the highlights utilized in Lee's technique can't satisfy the continuous prerequisite and the time cost of our strategy is like Wang's. The correlation results demonstrate that our technique accomplishes a decent exhibition in both time and identification rate for low-quality substance location.

IX. SUMMARY AND FUTURE WORK

1. **Conclusions:** In this paper, we propose an answer for location the issue of distinguishing low-quality substance on Twitter progressively. We initially infer a definition for low-quality substance as extensive measure of continued phishing, spam and low quality notices which hamper clients from perusing typical substance and dissolve the client experience. This definition depends on the results of a study focusing

on genuine clients of online informal communities and is subsequently proposed dependent on the clients' viewpoint. It is important to recognize this low-quality substance continuously to improve client experience on OSN. We have played out a point by point investigation of 100,000 tweets and recognized various novel highlights which describe low-quality substance. We give an inside and out examination of these highlights and approve the proficiency of utilizing word level investigation for continuous low-quality substance discovery. The immediate and roundabout highlights can really recognize the greater part of these low-quality substances and the exactness is about 95%. Furthermore, when word level investigation is received, the precision takes off to 97.11% while as yet keeping up a low false positive rate (0.0075) and a decent F1 measure (0.8379). The time expected to process all highlights demonstrates doable for continuous prerequisite. Through a progression of tests, we show that our strategy can accomplish a decent exhibition for constant low-quality substance location for online interpersonal organizations from the point of view of both identification rate and time. Our strategy tends to the low-quality substance issue comprehensively since the low-quality substance which we identify covers all valueless substance from the viewpoint of clients and incorporate spam and phishing which are ordinarily secured by existing works. Our technique is in this way of extraordinary incentive to the clients in evacuating spam and phishing as well as serves to improve the general client involvement continuously.

Future Work: It very well may be found in the overview portrayed over that 40.76% (See Fig 3) of the members trust that all the substance which they are not inspired by ought to be sifted as low-quality substance. This intriguing disclosure demonstrates the need and estimation of a substance channel for unengaged substance on online informal organizations. Along these lines later on, we intend to add more tweaked setup to the present work to execute a progressively customized substance channel not just concentrating on general low-quality substance. It is intended to consequently realize what the client isn't keen on and conceal them from the clients' timetable.

REFERENCES

- [1]. Collin P, Rahilly K, Richardson I, Third A. The benefits of social networking services. 2011; Statista. Leading social networks worldwide; 2016. Accessed: 2016-08-01. <http://www.statista.com/statistics/272014/global-social-networks-ranked-by-number-of-users/>.
- [2]. Levchenko K, Pitsillidis A, Chachra N, Enright B, FeÂlegyaÂ zi M, Grier C, et al. Click trajectories: End-to end analysis of the spam value chain. In: 2011 IEEE Symposium on Security and Privacy. IEEE; 2011.p. 431±446. Stanford Medicine IR. Spam; 2015. Accessed: 2016-08-01. <https://med.stanford.edu/irt/security/spam.html>.
- [3]. Neal U. Almost 10 percent Of Twitter Is Spam; 2015. Accessed: 2016-05-12. <http://www.fastcompany.com/3044485/almost-10-of-twitter-is-spam>.
- [4]. Kalbitzer J, Mell T, Bermpohl F, Rapp MA, Heinz A. Twitter psychosis: a rare variation or a distinct syndrome? The Journal of nervous and mental disease. 2014; 202(8):623. <https://doi.org/10.1097/NMD.0000000000000173> PMID: 25075647
- [5]. Yang C, Harkreader R, Gu G. Empirical evaluation and new design for fighting evolving Twitter spammers. IEEE Transactions on Information Forensics and Security. 2013; 8(8):1280±1293. <https://doi.org/10.1109/TIFS.2013.2267732>
- [6]. Lee S, Kim J. Warningbird: A near real-time detection system for suspicious urls in twitter stream. IEEE transactions on dependable and secure computing. 2013; 10(3):183±195. <https://doi.org/10.1109/TDSC.2013.3>
- [7]. Fu H, Xie X, Rui Y. Leveraging Careful Microblog Users for Spammer Detection. In: Proceedings of the 24th International Conference on World Wide Web. ACM; 2015. p. 419±429.
- [8]. Chakraborty M, Pal S, Pramanik R, Chowdary CR. Recent developments in social spam detection and combating techniques: A survey. Information Processing & Management. 2016;. <https://doi.org/10.1016/j.ipm.2016.04.009>
- [9]. Thomas K, Grier C, Song D, Paxson V. Suspended accounts in retrospect: an analysis of twitter spam.
- [10]. Sridharan V, Shankar V, Gupta M. Twitter games: how successful spammers pick targets. In: Proceedings of the 28th Annual Computer Security Applications Conference. ACM; 2012. p. 389±398. <https://support.twitter.com/articles/18311>.
- [11]. Wang B, Zubiaga A, Liakata M, Procter R. Making the most of tweet-inherent features for social

spam detection on Twitter. In: Proceedings of the 5th Workshop on Making Sense of Microposts. vol. 1395;2015. p. 10±16.

[12]. Leong E. New Ways to Control Your Experience on Twitter; 2016. Accessed: 2017-04-17.

<https://blog.twitter.com/2016/new-ways-to-control-your-experience-on-twitter>.

[13]. Lee K, Eoff BD, Caverlee J. Seven Months with the Devils: A Long-Term Study of Content Polluters on Twitter. In: ICWSM; 2011.